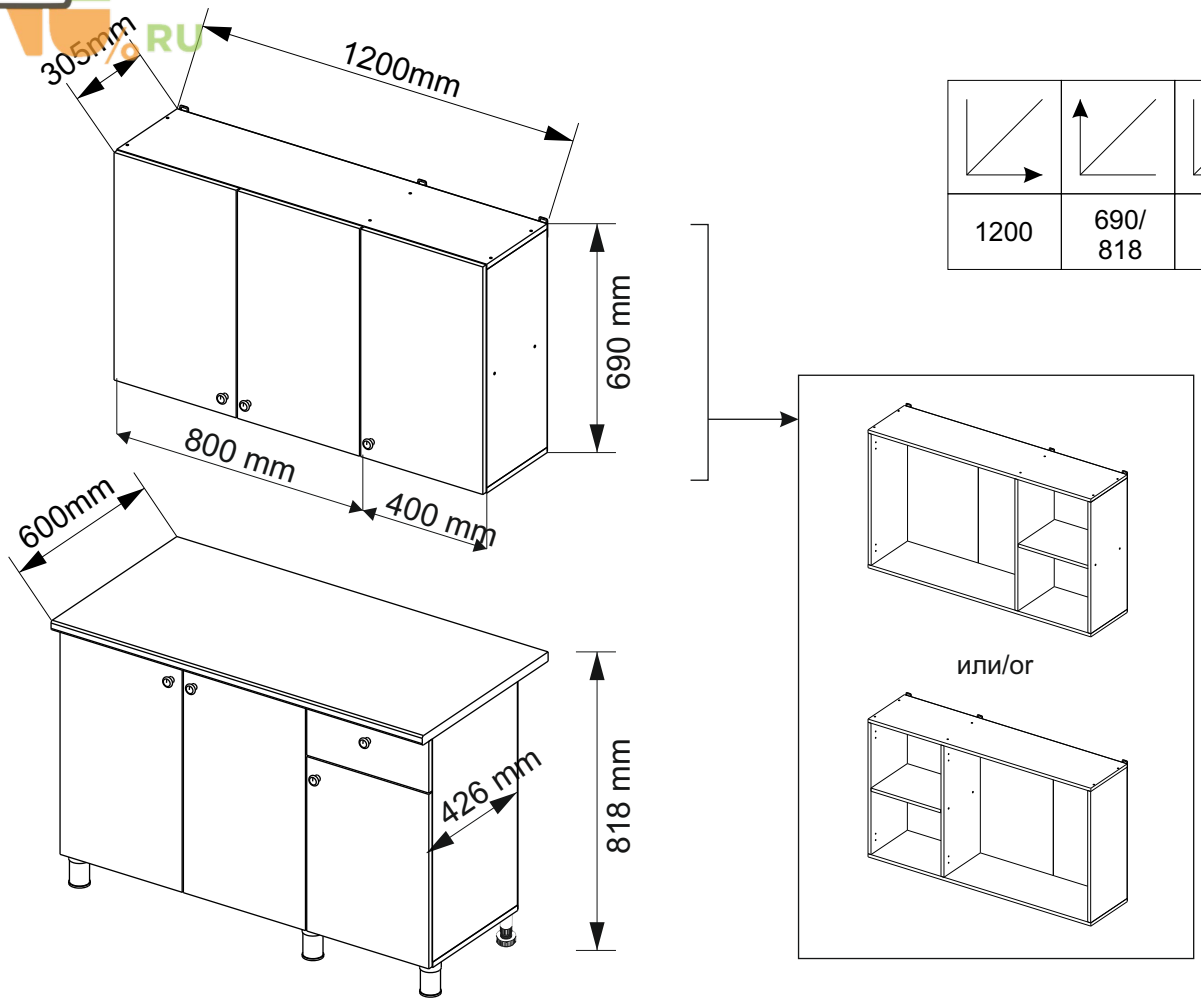

Комплектовочная ведомость / Set package sheet

Упак/ Package	Наименование	Description	Размер / Size, mm	Кол-во/ Quantit	№
1	Фурнитура	Furniture/Cabinetry hardware	-	-	-
2	Столешница	Worktop	1200x600	1	12
	Крышка	Top	1200x405	1	8
	Деталь ящика	Side drawers	100x400	2	10
	Деталь ящика	Side drawers	100x318	1	11
	Бок правый/ср	Side right/middle	658x286	2	5
	Вязка	Connecting element	382x286	1	7
	Вязка	Connecting element	775x405	1	6
	Крышка	Top	1200x286	2	9
3	Бок правый	Side right	674x405	1	3
	Бок левый	Side left	658x286	1	4
	Соед элемент	Connecting back element	656 mm	2	17
	Бок левый	Side left	674x405	1	1
	Бок средний	Side middle	674x405	1	2
4	Панель	Drawer panel	156x396	1	13
	Створка	Door	526x396	1	14
	Створка	Door	686x396	5	15
	ХДФ	Back element	686x404	1	18
	ХДФ	Back element	686x396	5	19
	ХДФ	Back element	350x407	1	20

PL Instrukcja montażu
CZ Návod k montáži
D Montageanleitung
GB Assembly instruction
F Model d'emploi
HU Szerelési útmutató
I Istruzione di montaggio
NL Handleiding voor de montage
RU Инструкция по монтажу
RO Instrucţiuni de montare
SK Návod k montáži
TR Montaj talimati

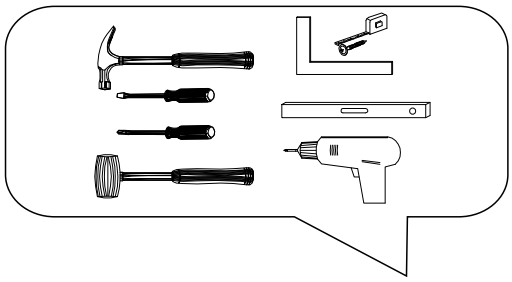

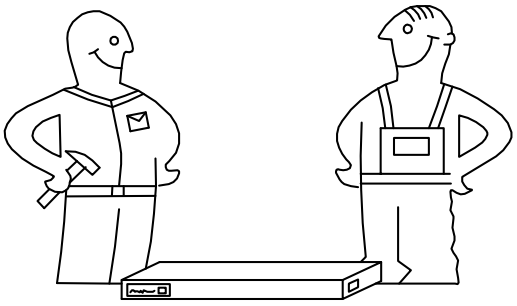

	Uwaga • Upozornìní • Achtung • Attention • Caution • Figyelem Attenzione • Opgelet • Внимание • Atenţie • Upozornenie • Dikkat
PL	Czyszczenie należy wykonać wyłacznie za pomocą sciereczki lub lekko nawilżonego ręcznika. Nie stosować środków czyszczących do szorowania.
CZ	Čistění je nutné vykonávat výhradně pomocí utěrky nebo lehce navlhčeného ručníku. Nepoužívejte čisticí prostředky obsahující abrazivní částice.
D	Bitte nur mit einem Staubtuch oder leicht feuchtem Lappen reinigen. Keine scheuernden Putzmittel verwenden.
GB	Please only clean with a duster or a damp cloth. Do no use any abrasive cleaners.
F	Le nettoyage se fait uniquement á l'aide d'un torchon ou d'une serviette légèrement mouillée.
HU	A tisztítás kizárólag törlőruha vary enyhén nedvesített törölköző segitségével végezhető. Súroló hatású tisztítószereket nem szabad használni.
I	Pulire esclusivamente con un panno o un asciugamano umido.
NL	Reinig alleen met een stofdoek of een lichtjes vochtige doek. Gebruik geen schurende poetsmiddelen.
RU	Очищайте от пыли тряпкой или слегка влажной ветошью. Не допускается применение чистящих средств, не пред-назначенных для ухода за мебелью.
RO	Curăţare trebuie efectuată numai cu o cârpă sau cu un prosop uşor umezit. Nu utilizaţi agenţi de curăţare abrazivi.
SK	Čistení je nutné vykonávat' výhradne pomocí utierky nebo l'ahko zvlhnutým ručníkom. Nepoužívajte čistiaci prostriedky obsahujúci abrazívni častice.
TR	Lütfen sadece bir toz beziyle veya hafif nemil yumuşak bir bezle siliniz. Aşindirici temizlik malzemeleri kullanmayiniz.



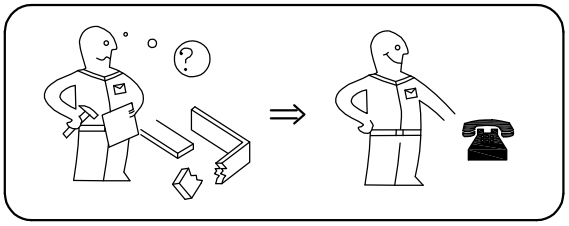

Karta serwisowa • Servisní list • Service Karte • Service card • Carte de service • Szervizkártya Scheda di servizio • Service kaart • Сервисная карта • Fisa service • Servisný list • Servis karti

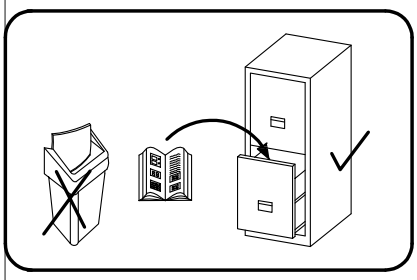



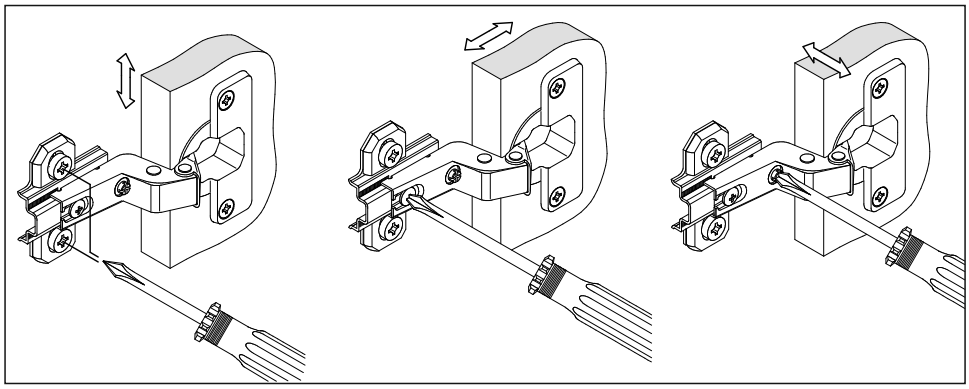

1		2		5	7x50	6	6,3x13	10	3,5x30
8 x		8 x		28 x		24 x		19 x	
15		18	3,5x16	24	400 mm	35	100 mm	59	100 mm
1 x		58 x		1 x		3 x		3 x	
45		48		53		72	⌀ 12		
8 x		50 x		3 x		22 x			
91	Hinge A	125	K1	92	Hinge B	73	⌀ 17,5		
10x		7 x		2 x		8 x			

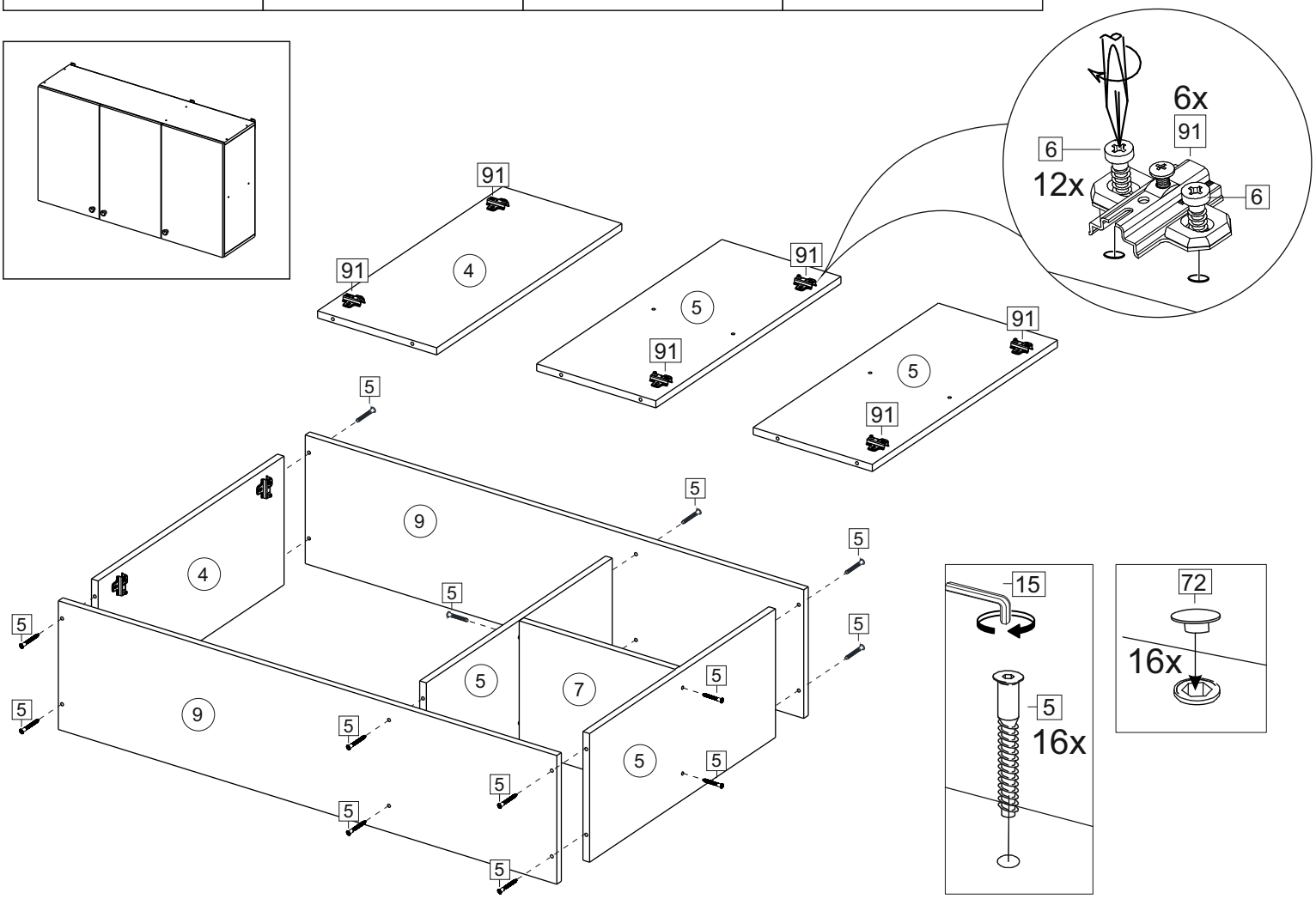

4

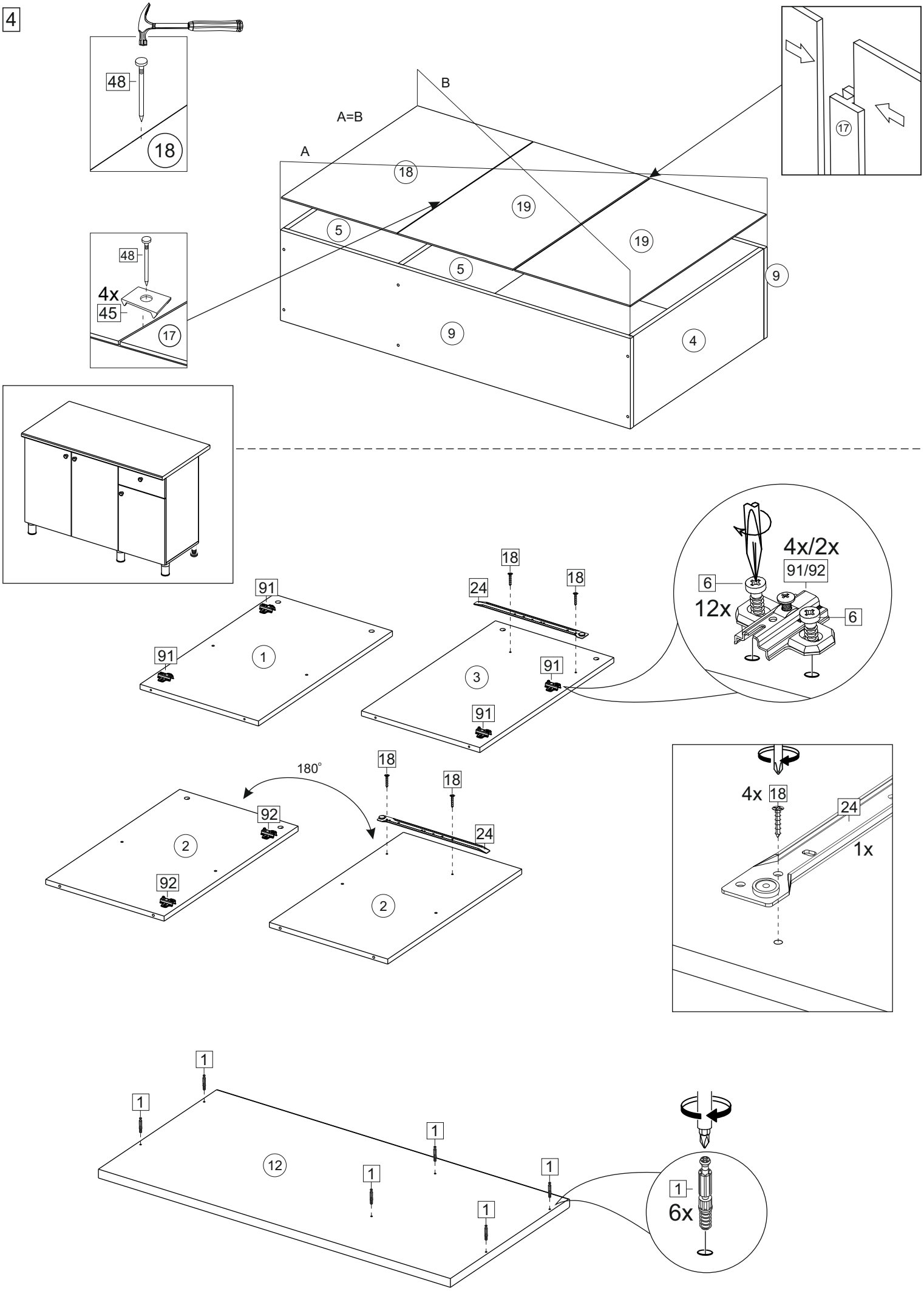
48
18
A=B
B
A
18
19
5
5
19
9
9
4
17
48
4x
45
17
91
91
1
18
24
18
3
91
91
4x/2x
91/92
6
12x
6
180°
18
18
92
2
24
92
2
4x 18
24
1x
1
1
1
1
1
1
12
1
6x

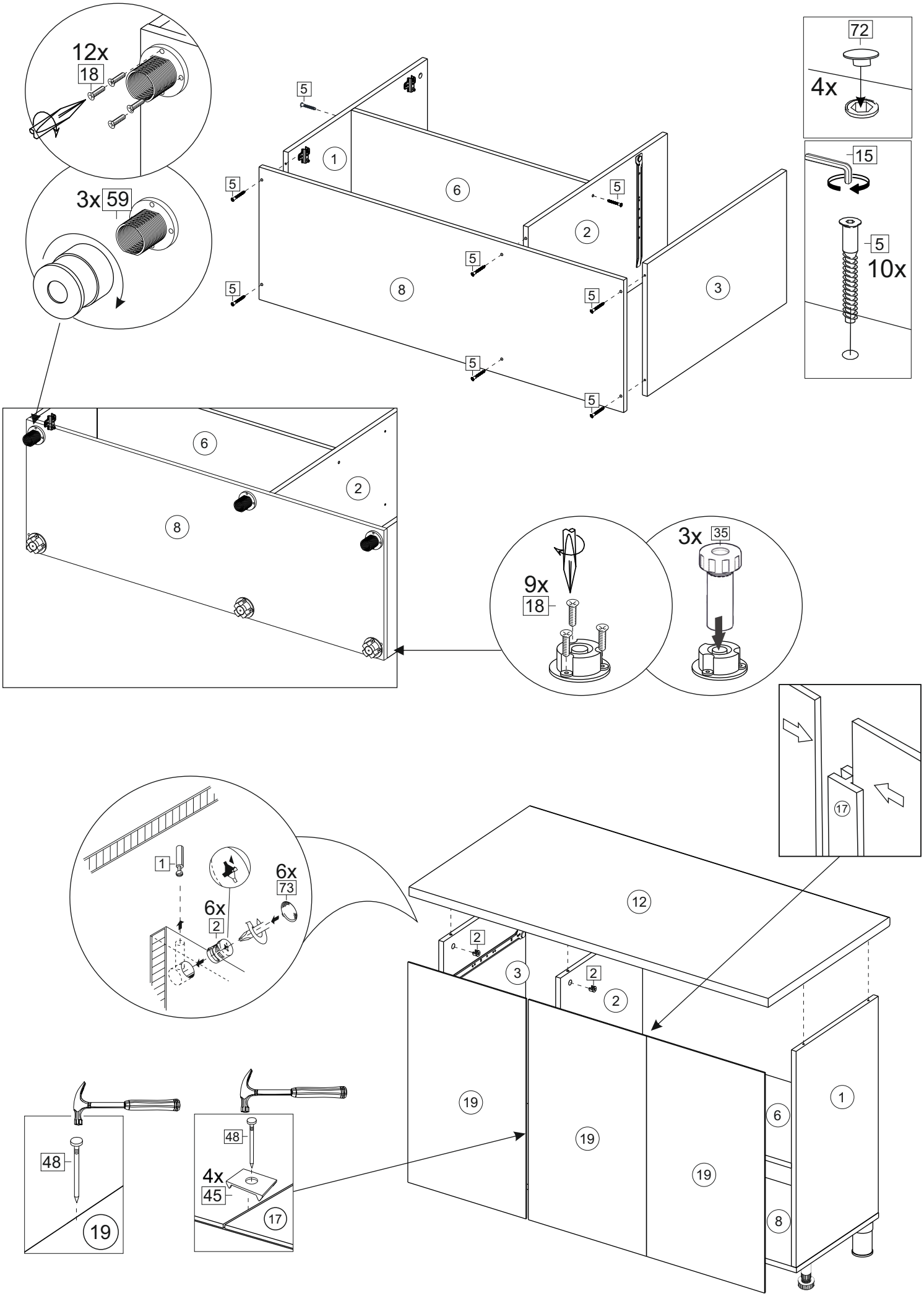
12x
18
3x 59
5
1
6
2
8
3
72
4x
15
5
10x
9x
18
3x 35
17
1
6x
73
6x
2
12
19
48
4x
45

6

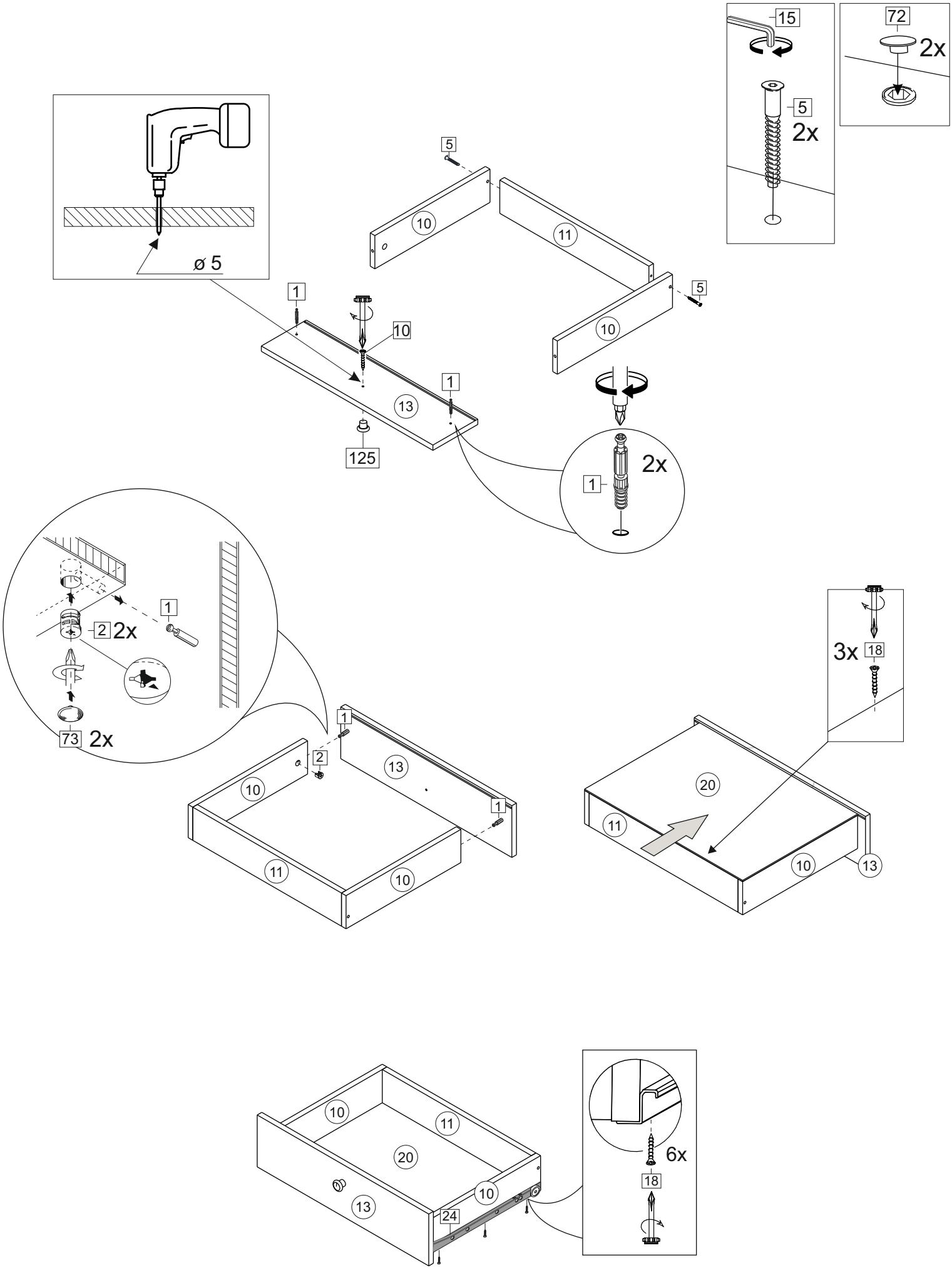
15
5
2x
72
2x
ø 5
5
10
11
1
10
5
10
1
13
125
2x
1
1
2 2x
73 2x
1
2
13
10
1
11
10
3x 18
20
11
10
13
10
11
20
13
24
10
6x
18

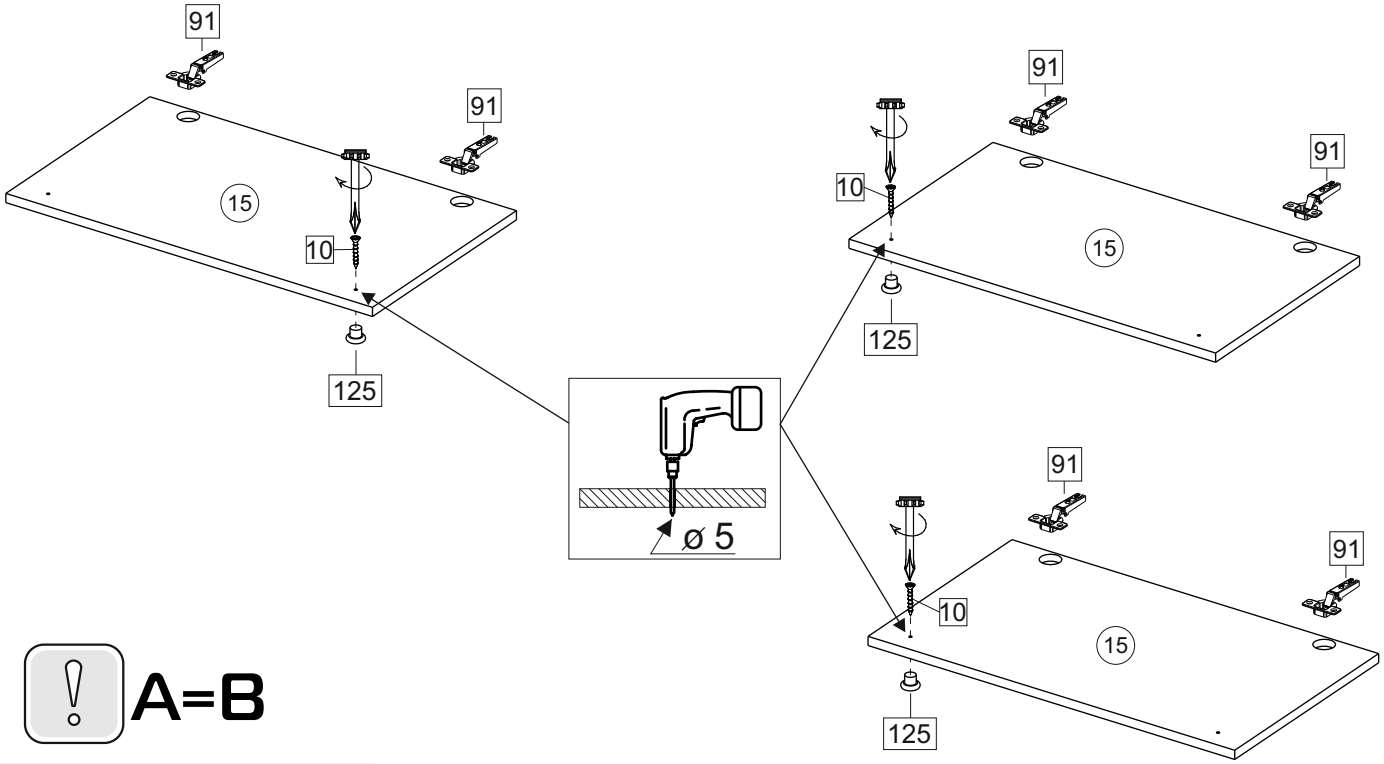
91
91
15
10
125
91
91
10
15
125
ø 5
91
91
10
15
125

A=B

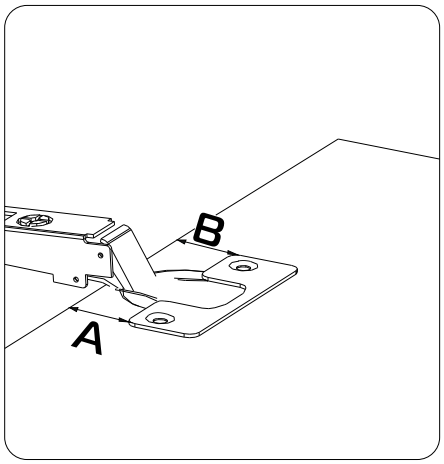
B
A

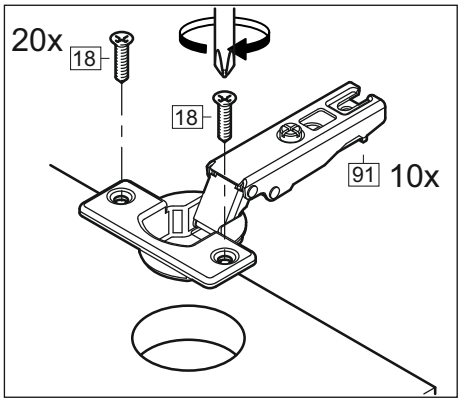
20x
18
18
91
10x

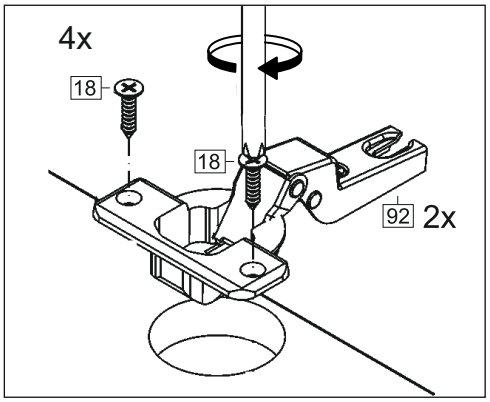
4x
18
18
92
2x

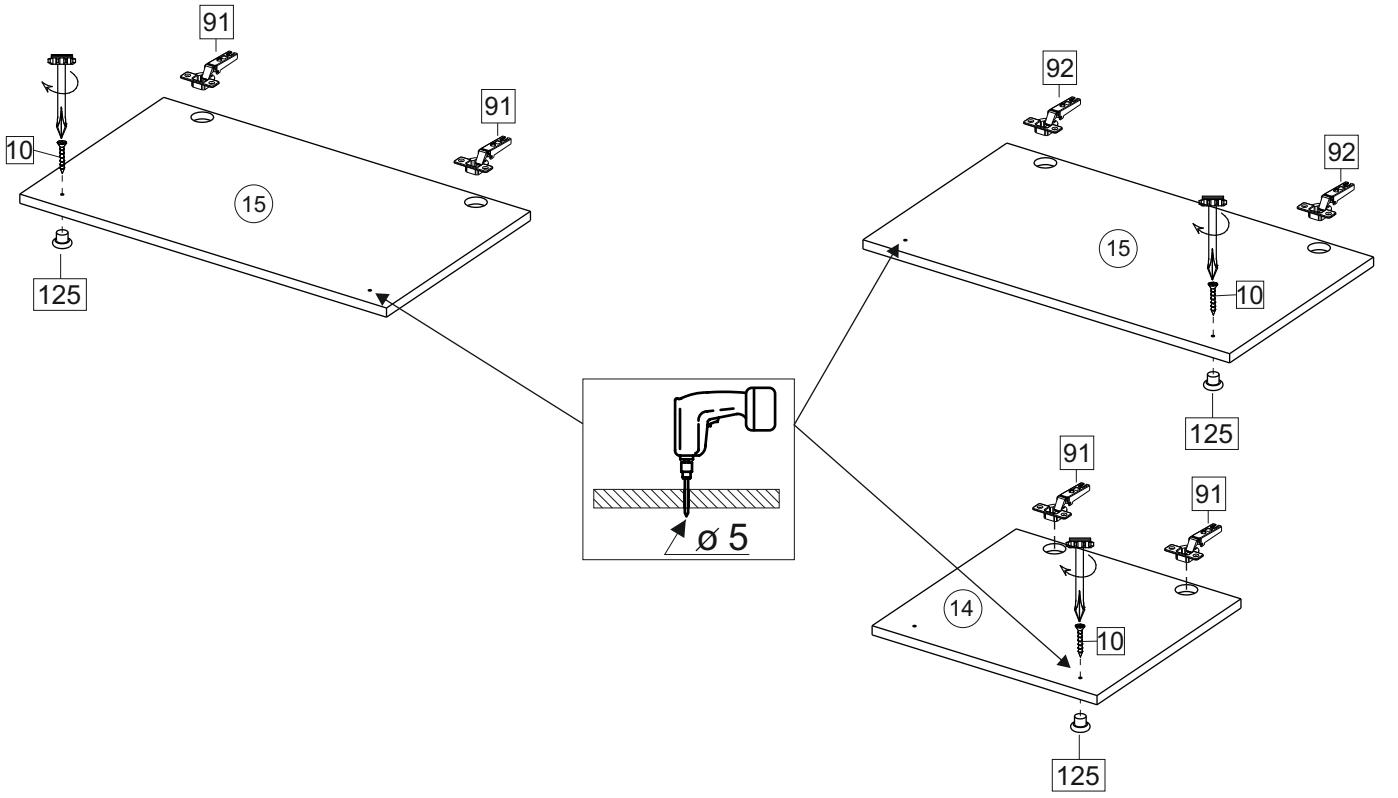
91
91
10
15
125
92
92
15
10
125
ø 5
91
91
14
10
125
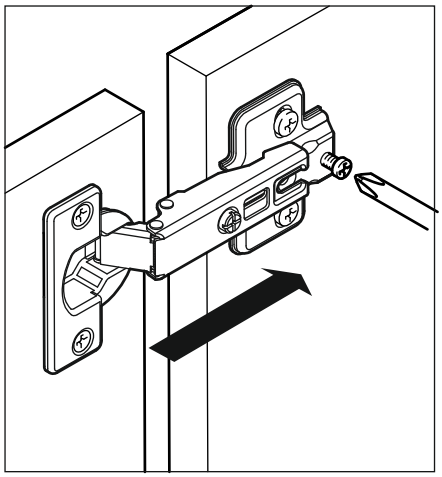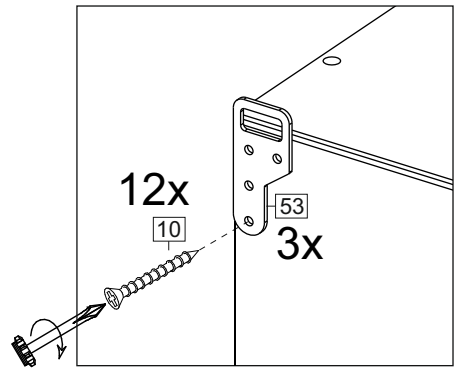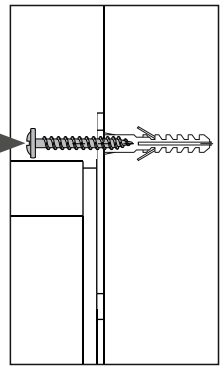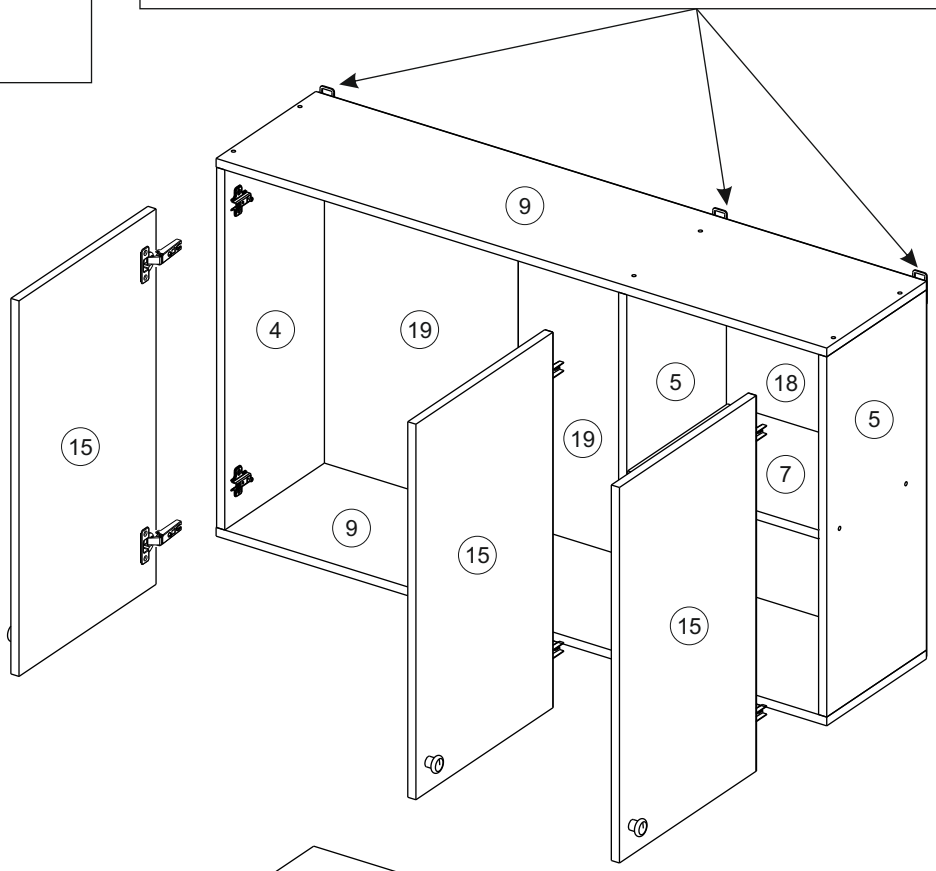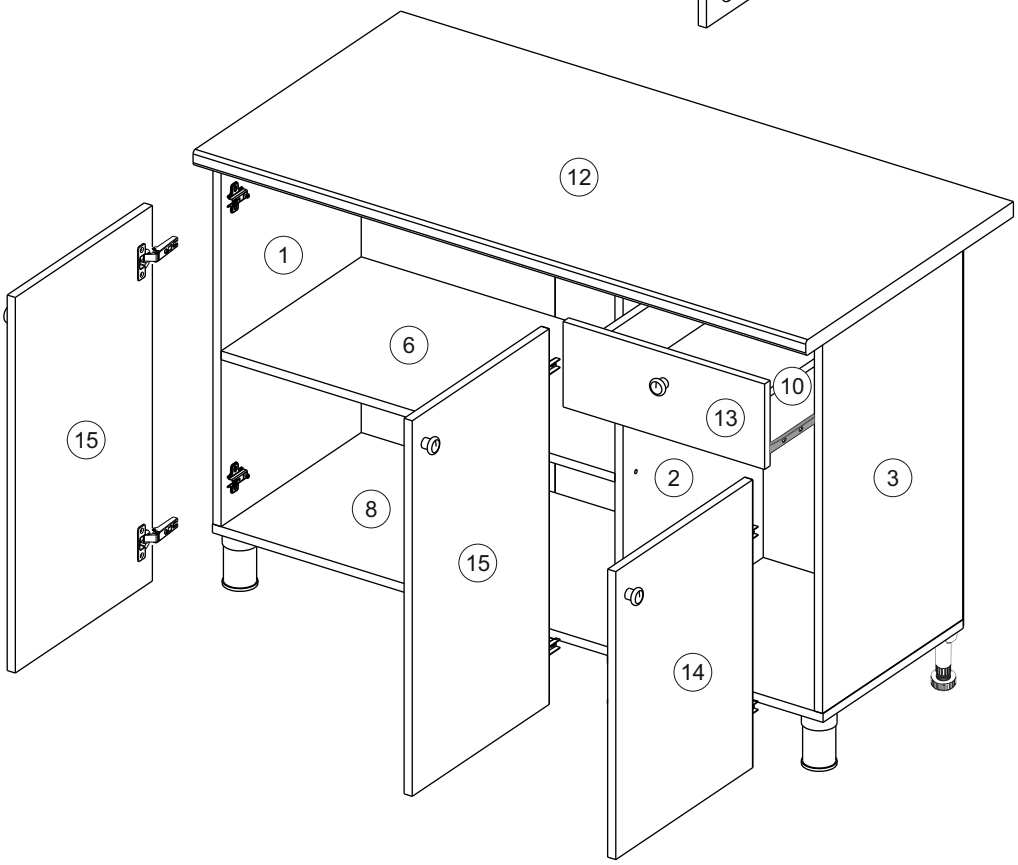
8